



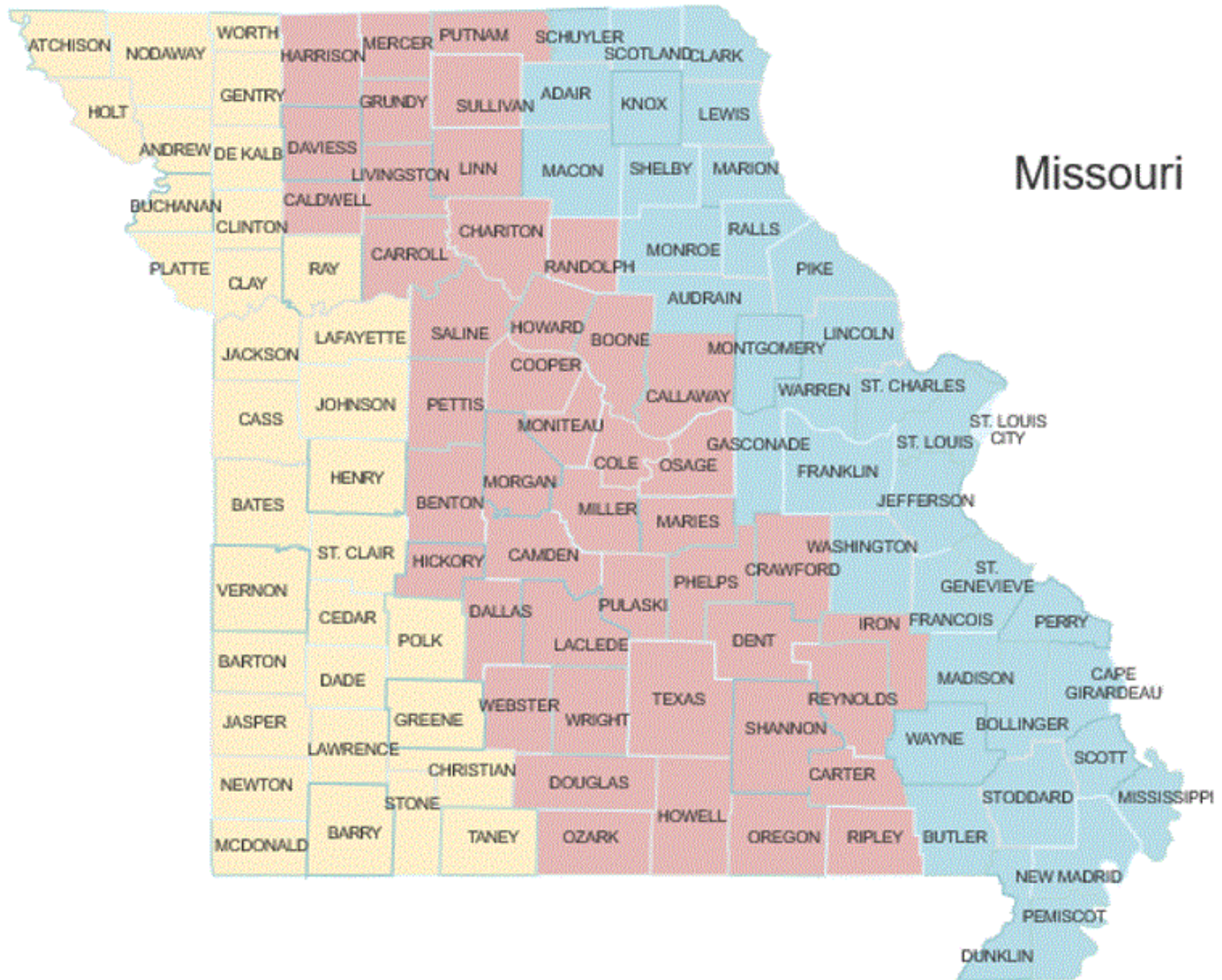
# 2021 VISION SURVEY RESULTS

WESTERN REGIONAL COLLABORATION MEETING

JUNE 17, 2021

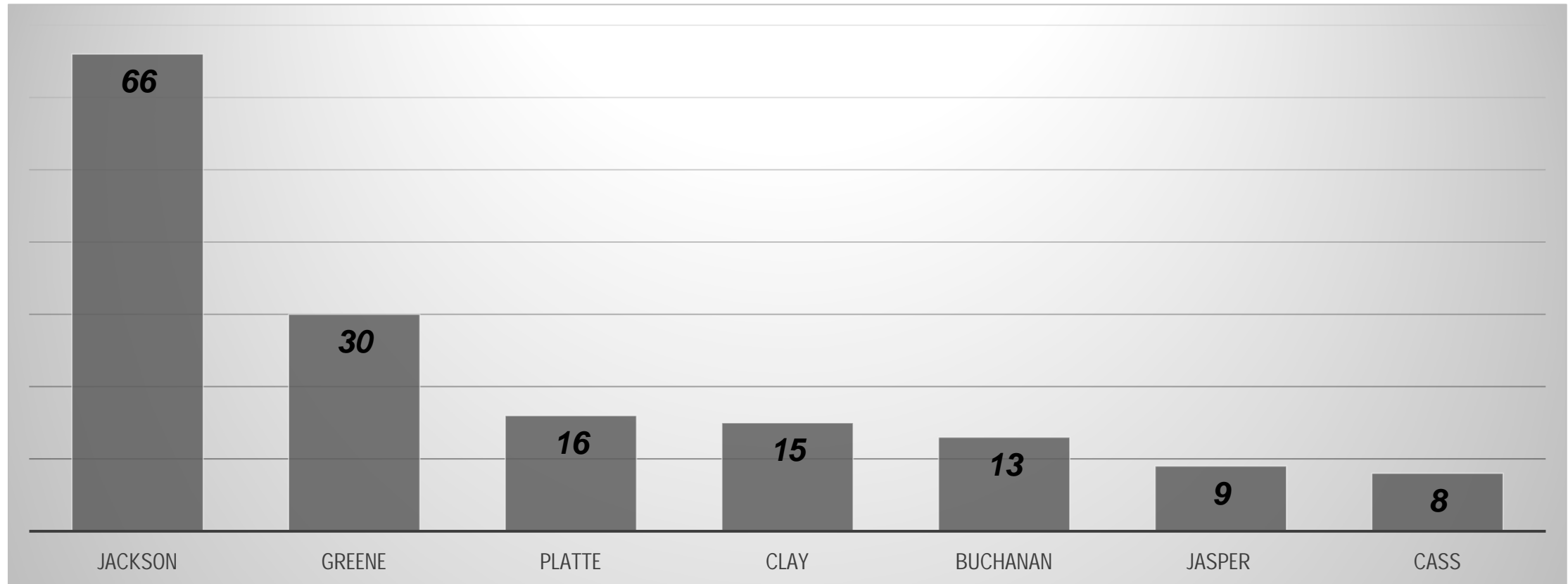


# DISTRIBUTION OF SURVEYS

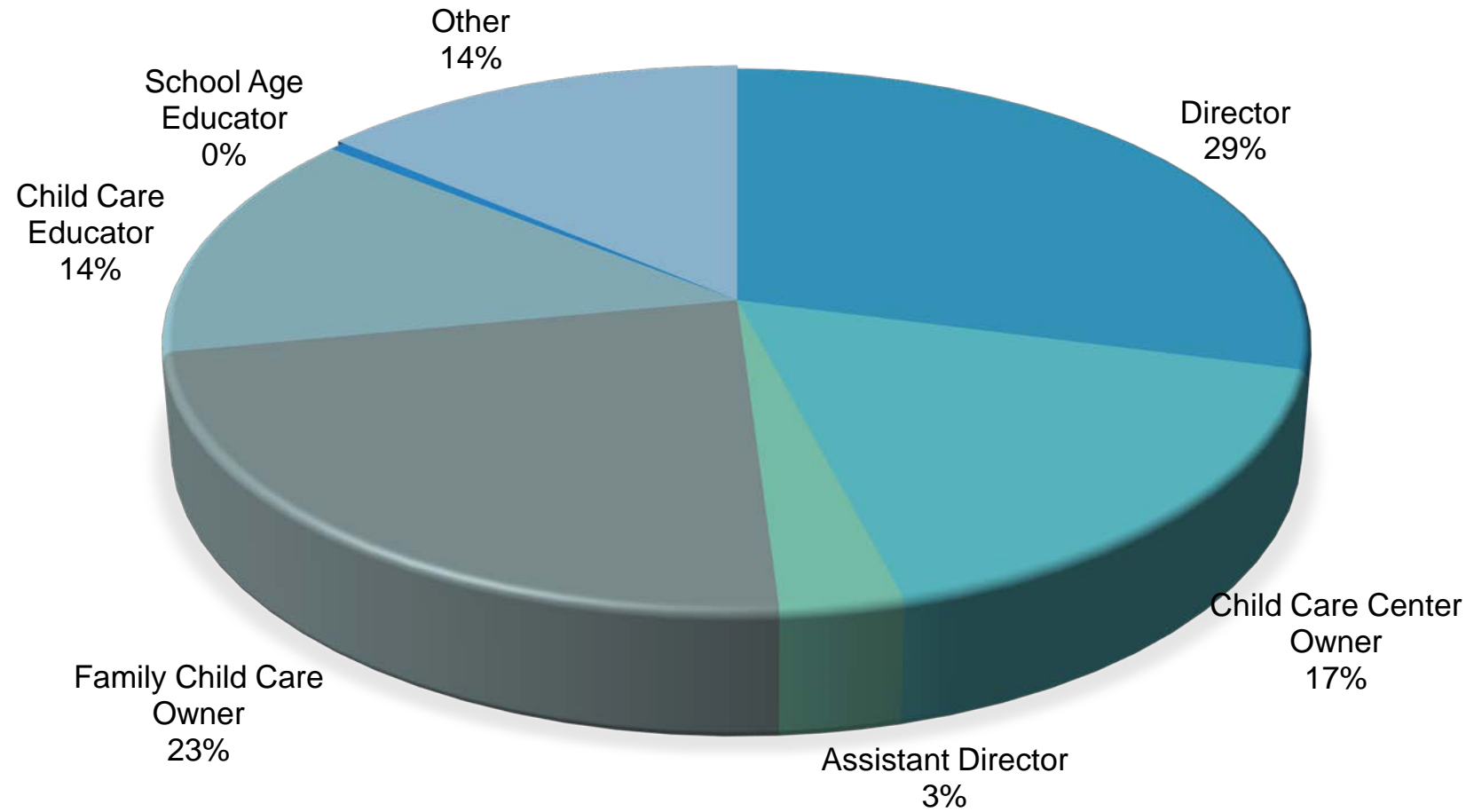


Missouri

# COUNTIES



I AM A:



## I WORK IN A:

- CHILD CARE CENTER
  - 62% OF RESPONDENTS
- GROUP HOME
  - 4% OF RESPONDENTS
- SCHOOL AGE & BEFORE/AFTER SCHOOL PROGRAM
  - 8% OF RESPONDENTS
- FAMILY CHILD CARE HOME
  - 26% OF RESPONDENTS

# I WORK WITH THE FOLLOWING AGE GROUPS



- 0 - 12 mo. – 67%
- 13 - 24 mo. – 72%
- 25 - 36 mo. – 73%
- 37 mo. - 5 yrs. – 81%
- K - 12 yrs. – 42%
- Elementary – 24%
- Middle School – 10%
- High School – 5%

0 - 5 yrs. – 11%  
6 - 10 yrs. – 9%  
11 - 15 yrs. – 13%  
16 - 20 yrs. – 13%  
20+ yrs. – 52%

I HAVE BEEN A CHILD CARE  
AND EARLY LEARNING  
PROFESSIONAL FOR:

I HAVE BEEN A SCHOOL  
AGE PROFESSIONAL FOR:

0-5 yrs. - 12%  
6-10 yrs. - 9%  
11-15 yrs. - 9%  
16-20 yrs. – 5%  
20+ yrs. - 20%

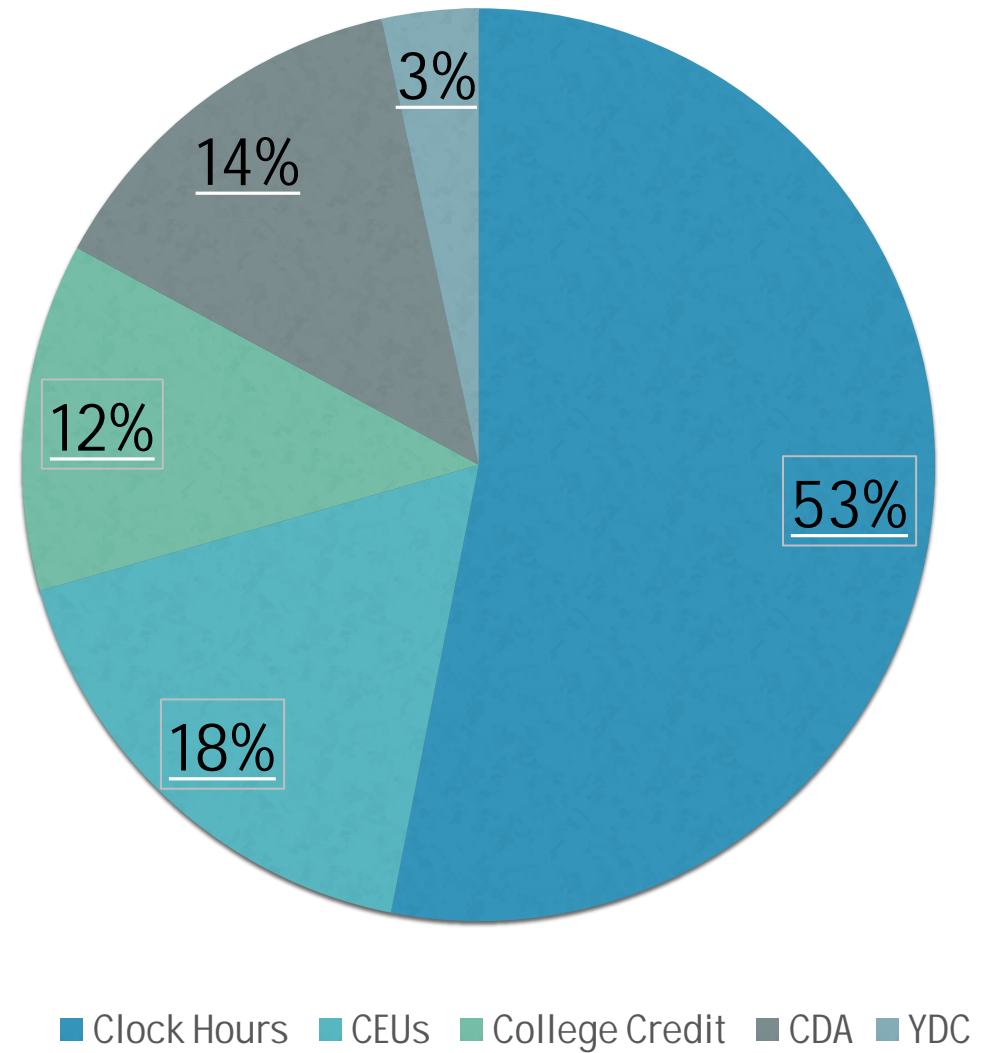




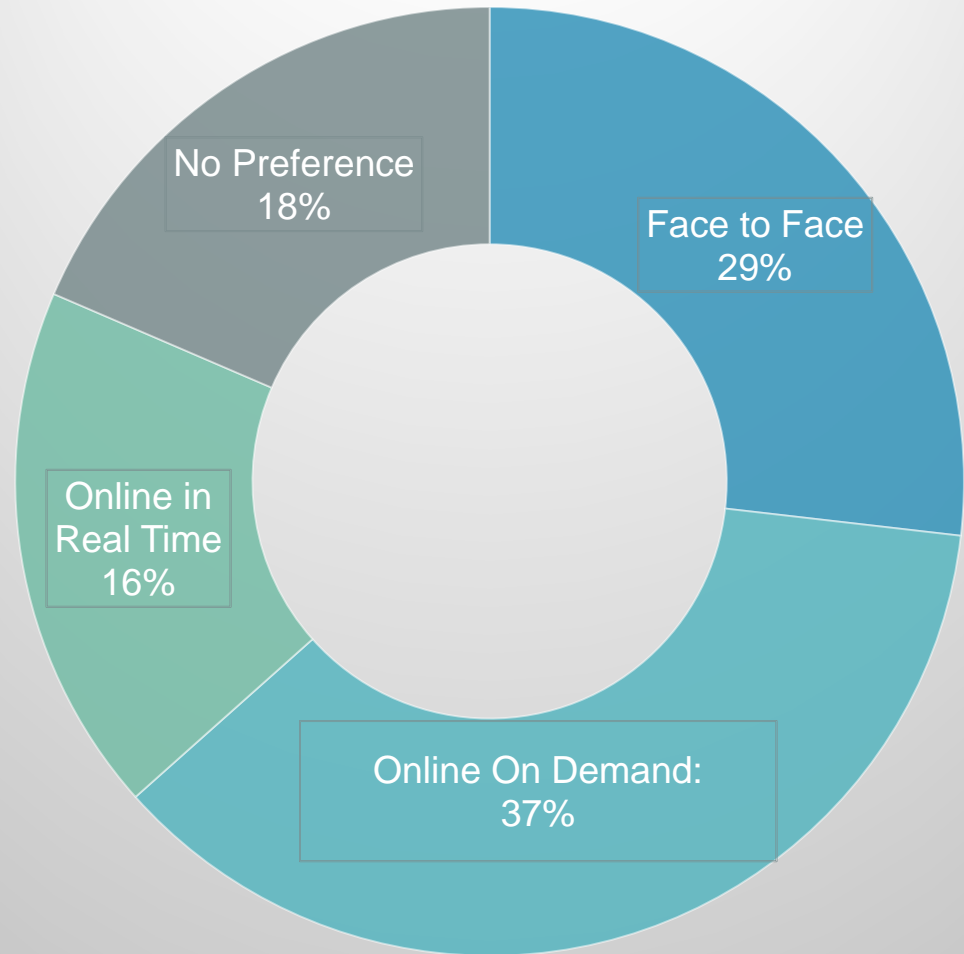
## MY HIGHEST LEVEL OF EDUCATION IS:

- New to the field with little or no specialized training in Early Childhood Education .5%
- High school diploma/GED 20%
- Child Development Associate (CDA) Credential or some college 15%
- Youth Development Credential (YDC) or some college 1%
- Associate degree in Early Childhood Education or closely related field 14%
- Bachelor's degree in Early childhood Education or closely related field 30%
- Graduate degree in Early Childhood Education or closely related field 10%

# I AM LOOKING FOR THESE TYPES OF TRAINING:



# I PREFER TAKING TRAINING:



# I PREFER PROFESSIONAL DEVELOPMENT OFFERED IN:

99% OF RESPONDENTS PREFER PROFESSIONAL  
DEVELOPMENT TO BE DELIVERED IN ENGLISH

I PREFER TO  
ATTEND  
CHILD CARE  
TRAINING IN  
THESE  
COUNTIES

---

Jackson

---

Clay

---

Greene

---

Platte

---

Christian

---

Jasper

---

Buchanan, Andrew & Cass

# I PREFER TO ATTEND SCHOOL AGE TRAINING IN THESE COUNTIES

Jackson

Clay

Greene

Andrew

Buchanan  
& Christian

# I AM WILLING TO TRAVEL THIS FAR (MILES) TO ATTEND TRAINING:



27% of respondents  
are willing to travel up to  
6-15 miles

25% of respondents  
are willing to travel 16-25  
miles

MY  
PREFERRED  
MONTHS TO  
ATTEND  
TRAININGS:

October

September

April

March



# I PREFER ATTENDING FACE TO FACE TRAINING AND ONLINE IN REAL TIME TRAINING ON:

## Evenings 6pm-9pm

- Monday
- Tuesday
- Wednesday
- Thursday

## Mornings 8am-12pm

- Saturday

## MY PREFERRED NUMBER OF PARTICIPANTS PER FACE TO FACE TRAINING IS:

5-10 preferred by 41% for respondents

16-30 preferred by 41% for respondents

## MY PREFERRED NUMBER OF PARTICIPANTS PER ONLINE IN REAL TIME TRAINING IS:

11-20 preferred by 35% for respondents

WHEN  
CHOOSING  
TRAINING, I  
CHOOSE  
BASED ON:

---

Training Topic

---

Delivery Method

---

Cost

# I WOULD LIKE MORE TRAINING TOPICS OFFERED IN THE FOLLOWING SETTINGS

Preschool

Toddler

Infant

I PREFER  
TRAINING  
FOLLOW UP  
THROUGH:

---

Email: 74%

---

Text: 21%

---

Call: 5%

A photograph of a young teacher with long brown hair, wearing a teal shirt, smiling and interacting with a group of young children in a classroom. The children are sitting around a table, some holding pencils, suggesting a drawing or writing activity. The background shows a colorful bookshelf and a wall decorated with a large yellow and blue flower. The text 'TRAINING TOPICS FOR CHILD CARE EDUCATORS IN MISSOURI' is overlaid in white, bold, sans-serif font across the center of the image.

TRAINING TOPICS FOR CHILD  
CARE EDUCATORS IN MISSOURI

# CHILD AND YOUTH GROWTH AND DEVELOPMENT

Social Development : 57%

A light blue downward-pointing arrow is positioned on the right side of the teal bar, pointing towards the green bar below.

Emotional Development : 55%

A light green downward-pointing arrow is positioned on the right side of the green bar, pointing towards the dark grey bar below.

How Children Develop and Learn: 44%

LEARNING  
ENVIRONMENT  
AND  
CURRICULUM

---

New Ideas for Learning Activities  
59%

---

Science/Discovery  
Centers 45%

---

Circle Time Activities 45%



# OBSERVATION AND ASSESSMENT

1. MEASURING CHILDREN'S PROGRESS: 51%
2. LEARNING ABOUT CHILDREN AS INDIVIDUALS: 48%
3. KEEPING RECORDS ON CHILDREN: 35%

# FAMILIES AND COMMUNITIES

1. HOW TO WORK WITH FAMILIES: 46%
2. PLANNING FAMILY ENGAGEMENT ACTIVITIES: 43%
3. COMMUNITY RESOURCES: 37%

# HEALTH AND SAFETY



1. CHILDREN'S MENTAL HEALTH: 48%
2. CHILDREN'S HEALTH ISSUES: 44%
3. CHILD CARE REGULATION: 36%

# INTERACTIONS WITH CHILDREN AND YOUTH

Discipline, Behavior & Guidance: 54%



Dealing with Emotion: 50%



Infant/ Toddler Behavior: 46%

# PROGRAM PLANNING AND DEVELOPMENT

---

1. Employee Engagement/Positive Work Culture: 39%

---

2. Staff & Program Evaluation: 37%

---

3. Collaborations with the Community: 31%

## PROFESSIONAL DEVELOPMENT AND LEADERSHIP

---

Stress Management for Caregivers: 49%

---

Effective Communication: 44%

---

Leadership Development: 38%

# WELLNESS AND PREVENTION

Physical Activity in  
Early Childhood: 51%

Child Nutrition:  
42%

Staff Health and  
Wellness: 42%

THANK YOU!

JONNI MCCASLIN

DIRECTOR OF TRAINING, CHILD CARE AWARE<sup>®</sup> OF MISSOURI

[JONNI@MO.CHILDCAREAWARE.ORG](mailto:JONNI@MO.CHILDCAREAWARE.ORG)